

Desc.	Part No.	Size	Inner Bundle	Bundle	Skid	Ship Wt.
-------	----------	------	--------------	--------	------	----------

FLOWGUARD® GOLD PIPE



570005	1/2" x 10'	50	1050	45		
570052	1/2" x 20'	10	10	1000	17	
570007	3/4" x 10'	25	525	35		
570072	3/4" x 20'	10	10	500	28	
570010	1" x 10'	15	315	36		
570011	1 1/4" x 10'	5	5	250	18	
570012	1 1/2" x 10'	5	5	225	25	
570022	2" x 10'	5	5	120	43	

Desc.	Part No.	Size	Pkg. Qty.	Box Qty.	Box Wt.
-------	----------	------	-----------	----------	---------

COUPLING



50105G	1/2"	20	1000	16	
50107G	3/4"	20	500	15	
50110G	1"	10	100	7	
50114G	1 1/4"	10	100	10	
50115G	1 1/2"	10	50	8	
50120G	2"	5	25	8	

Used to join straight lengths of CPVC tubing.

REDUCING COUPLING



50175G	3/4" x 1/2"	10	250	8	
50117G	1" x 3/4"	10	100	5	

Used to join straight lengths of CPVC tubing. Reduces to smaller size tubing.

CAP

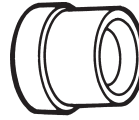


50155G	1/2"	10	1000	12	
50157G	3/4"	10	500	13	
50158G	1"	10	100	6	
50159G	1 1/4"	10	100	6	
50151G	1 1/2"	10	50	6	
50152G	2"	5	25	6	

Used to permanently or temporarily cap CPVC tubing. Most often used in conjunction with short lengths of CPVC tubing to fabricate water hammer arrestors (air chambers) in the CPVC system.

Desc.	Part No.	Size	Pkg. Qty.	Box Qty.	Box Wt.
-------	----------	------	-----------	----------	---------

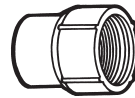
REDUCING BUSHING



50275G	3/4" x 1/2"	10	250	5	
50215G	1" x 1/2"	10	100	4	
50217G	1" x 3/4"	10	100	3	
50245G	1 1/4" x 1/2"	10	100	6	
50247G	1 1/4" x 3/4"	10	100	6	
50240G	1 1/4" x 1"	10	100	4	
50255G	1 1/2" x 1/2"	10	100	9	
50257G	1 1/2" x 3/4"	10	100	9	
50250G	1 1/2" x 1"	10	100	9	
50254G	1 1/2" x 1 1/4"	10	100	6	
50225G	2" x 1/2"	10	50	9	
50227G	2" x 3/4"	10	50	9	
50220G	2" x 1"	10	100	17	
50224G	2" x 1 1/4"	10	50	10	
50221G	2" x 1 1/2"	10	50	8	

Used to reduce from fitting socket to CPVC tubing.

SPECIAL FEMALE ADAPTER



50305G	1/2"	25	500	17	
50307G	3/4"	25	500	20	
50310G	1"	10	100	9	

Used to adapt metal FIP threaded fittings to CPVC. A special elastomeric gasket ensures a leakproof seal. **Handtighten only! This fitting seals by means of a gasket and the use of joint compound or Teflon tape is neither necessary or recommended.**

MALE ADAPTER



50405G	1/2"	20	1000	22	
50407G	3/4"	10	500	22	
50410G	1"	10	100	7	
50414G	1 1/4"	10	50	5	
50415G	1 1/2"	10	50	7	
50420G	2"	5	25	8	

Used to adapt to metal FIP threaded fittings in COLD WATER APPLICATIONS ONLY! Where hot water or changing water temperatures are likely to be encountered, utilize the recommended TRANSITION UNIONS described in the "Specialty Item" section - 500 Series. **Teflon tape is the accepted method of sealing pipe threads on CPVC fittings. Do not use other materials or compounds unless specifically approved by the manufacturer.**

Desc.	Part No.	Size	Pkg. Qty.	Box Qty.	Box Wt.
-------	----------	------	-----------	----------	---------

45° ELBOW



50605G	1/2"	20	500	11
50607G	3/4"	20	500	20
50610G	1"	10	50	4
50614G	1 1/4"	10	50	6
50615G	1 1/2"	10	50	10
50620G	2"	5	25	11

Used to change direction in piping. Sometimes used in conjunction with a 12" length of CPVC tubing on long runs to absorb expansion.

Desc.	Part No.	Size	Pkg. Qty.	Box Qty.	Box Wt.
-------	----------	------	-----------	----------	---------

90° ELBOW



50705G	1/2"	20	1000	28
50707G	3/4"	20	500	28
50710G	1"	10	100	10
50714G	1 1/4"	10	100	15
50715G	1 1/2"	10	50	13
50720G	2"	5	25	14

Used to change direction in piping.

Desc.	Part No.	Size	Pkg. Qty.	Box Qty.	Box Wt.
-------	----------	------	-----------	----------	---------

REDUCING 90° ELBOW



50775G	3/4" x 1/2"	10	250	16
--------	-------------	----	-----	----

Used to change direction in piping.

Desc.	Part No.	Size	Pkg. Qty.	Box Qty.	Box Wt.
-------	----------	------	-----------	----------	---------

45° STREET ELBOW



52705G	1/2"	25	500	14
52707G	3/4"	25	500	23

Used on close offsets where very short pieces of CPVC pipe would otherwise have to be used with conventional 45° elbows. A principal use is to offset piping over and around existing piping mounted on flat surfaces such as a wall or ceiling.

Desc.	Part No.	Size	Pkg. Qty.	Box Qty.	Box Wt.
-------	----------	------	-----------	----------	---------

90° STREET ELBOW




52905G	1/2"	10	500	16
52907G	3/4"	10	250	16

Used to change direction in piping 90° from a fitting socket. Also used in conjunction with a conventional CPVC 90° elbow to fabricate a change in direction of piping at any angle. The #52907 is also a 3/4" x 1/2" reducing elbow in addition to being a 3/4" street elbow.

Desc.	Part No.	Size	Pkg. Qty.	Box Qty.	Box Wt.
-------	----------	------	-----------	----------	---------

TEE




51405G	1/2"	20	1000	33
51407G	3/4"	20	500	35
51410G	1"	10	100	12
51414G	1 1/4"	10	50	10
51415G	1 1/2"	5	25	8
51420G	2"	5	25	17

Used to provide a branch supply line from a main line.

Desc.	Part No.	Size	Pkg. Qty.	Box Qty.	Box Wt.
-------	----------	------	-----------	----------	---------

REDUCING TEE




51471G	3/4" x 3/4" x 1/2"	25	250	16
51473G	3/4" x 1/2" x 1/2"	25	250	14
51476G	3/4" x 1/2" x 3/4"	25	250	16
51475G	1" x 1" x 1/2"	5	25	3
51477G	1" x 1" x 3/4"	5	25	3
51490G	1 1/4" x 1 1/4" x 1/2"	5	25	4
51491G	1 1/4" x 1 1/4" x 3/4"	5	25	4
51474G	1 1/4" x 1 1/4" x 1"	5	25	5
51493G	1 1/2" x 1 1/2" x 1/2"	5	25	7
51494G	1 1/2" x 1 1/2" x 3/4"	5	25	7
51495G	1 1/2" x 1 1/2" x 1"	5	25	8
51419G	1 1/2" x 1 1/2" x 1 1/4"	5	25	8
51435G	2" x 2" x 1"	5	25	14
51436G	2" x 2" x 1 1/4"	5	25	15
51472G	2" x 2" x 1 1/2"	5	25	16

Used to provide a branch supply line from a main line. Reduces to smaller pipe size.

Desc.	Part No.	Size	Pkg. Qty.	Box Qty.	Box Wt.
-------	----------	------	-----------	----------	---------

SPECIAL FEMALE WING ELBOW



53055G	1/2" CPVC x 1/2" FIP	100	8
--------	----------------------	-----	---

This elbow adapts from 1/2" CPVC to 1/2" male metal pipe threads and features lugs for fastening. A special elastomeric gasket ensures a leakproof seal. Used on tub and shower faucets to adapt from 1/2" CPVC riser to the chrome shower arm. Sometimes called a "Drop Ear" elbow. **Hand tighten only! This fitting seals by means of a gasket and the use of joint compound or Teflon tape is neither necessary or recommended.**

Desc.	Part No.	Size	Pkg. Qty.	Box Qty.	Box Wt.
-------	----------	------	-----------	----------	---------

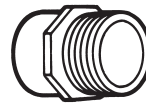
WING ELBOW



53056G 1/2" CPVC 90 4
This elbow is used to change direction in piping and features lugs for fastening. Often used in conjunction with a Washer Hose Valve for hooking up to automatic clothes washers as well as fabricating water supply piping stub outs for toilet installation. Sometimes called a "Drop Ear" elbow.

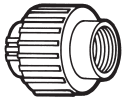
Desc.	Part No.	Size	Pkg. Qty.	Box Qty.	Box Wt.
-------	----------	------	-----------	----------	---------

RISER ADAPTER



50455G 1/2" CPVC x 1/2" NPSM 20 500 13
Used for adapting risers to water supply line.

TRANSITION UNION (FIP)



53035G 1/2" CPVC x 1/2" FIP 10 60 10
This special fitting is designed to compensate for the difference in coefficients of expansion which exist between CPVC and metal pipe in hot water applications. Solvent welds directly to CPVC tube and adapts to standard male pipe threads. Teflon tape is the accepted method of sealing pipe threads on CPVC fittings. Do not use other materials or compounds unless approved by the manufacturer.

SWIVEL ADAPTER COUPLING



54950G 1/2" 25 250 12
Allows a direct connection between supply tube and male running threads on faucet.

STRAIGHT VALVE



53020G 1/2" CPVC x 1/2" NPSM 100 14
Used to adapt to a riser.

BALL VALVES (Slip x Slip)



57305	1/2"	10	2
57307	3/4"	5	2
57310	1"	12	72 34
57314	1 1/4"	12	72 42
57315	1 1/2"	10	60 55
57320	2"	8	48 83

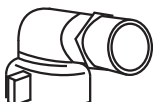
These ball valves are full flow valves with Teflon® seal and quarter turn operation.

90° SWIVEL ELBOW W/SOLVENT WELD SOCKET



54935G 1/2" 25 50 3
Allows a direct 90° connection between CPVC tubing and female running threads on faucet. Has a cone washer inside female end to achieve seal.

MALE SWIVEL ELBOW



54945G 1/2" I.D./5/8" O.D. x 1/2" 20 100 9
Allows a direct 90° connection between supply tube and male running threads on faucet.