

Facts on Genova ABS-DWV Systems

Lightest of all Plumbing Materials

Genova Cellular Core ABS-DWV Pipe is lighter than any other plumbing pipe. Ten-foot lengths are carried effortlessly and are maneuvered easily within tight spaces.

High Impact Resistance

Blows that would hopelessly dent the best of today's copper plumbing pipe or break cast iron pipe, glance harmlessly off Genova ABS-DWV. Rough handling, back filling, traffic loads, vibration, temperature changes — hazards that other plumbing systems can't withstand, are no problem for Genova ABS-DWV pipe and fittings.


Corrosion-Proof

Not only will ABS provide a lifetime of leak-free service, it also provides free-flowing and fewer plugged drains. Because ABS pipe will not rust, rot, or corrode, the pipe bore remains smooth, keeping sludge and scale from building on corroded surfaces. ABS is also unaffected by most common household chemicals and cleaners, including drain and bowl cleaners.

Check Local Codes

Genova ABS Cellular Core Pipe meets or exceeds the requirements of ASTM F628 and ABS-DWV fittings meet or exceed ASTM D2661. These standards are recognized by all major plumbing codes and compliance is independently certified by NSF International. Check your local codes prior to installing your plumbing system. Below are maximum dimensions from fixture to vent stack.

Pipe Size	Distance
1-1/2"	5'
2"	8'
3"	10'



Genova Wrote the Book on Plastic Plumbing

This fully illustrated text makes you the plumbing expert. See how easy and economical it is to plumb your whole house or addition, install a sump pump and even build a sewer-septic system utilizing today's modern plastic piping materials.

The "Do-It-Yourself" book is the most comprehensive book yet on modern plumbing installation and deserves a prominent place in your "how-to" library.

If not available in your dealer's how-to-library, please clip out this order form and send for your guide into the world of easy-to-do plumbing.



\$9.95 plus \$6.00 handling each
(Michigan residents add 6% sales tax)

Please send me _____ copy(s)

- Payment enclosed
 Bill my charge card

___ VISA ___ MASTERCARD ___ AMERICAN EXPRESS

SECURITY CODE _____

Credit Card# _____ EXP. _____

Name _____

Address _____

City, State, ZIP _____

Signature _____

(Required for charge card purchases)

Genova
PRODUCTS

7034 E. Court Street | Box 309 | Davison, MI 48423-0309
1-800-521-7488 | www.genovaproducts.com

Form No. 252264 6/10

**ABS
DWV
DRAIN WASTE VENT**

for
Home Plumbing

**Genova
PRODUCTS**

ABS-DWW

In-Home Plumbing System

When it comes to plumbing, whether it is an entire house or just repairs, Genova makes it easy. All you need are the right tools to complete a Genova job. If you can swing a saw, use a brush, read a rule, use a level, and you know that water runs downhill, you can "Plumb-It-Yourself."

Solvent Welding ABS

Genova distributes a variety of solvents recommended for solvent welding ABS pipe and fittings.

- ABS Cement
- All Purpose Cement

Liberal coats of cement ensure leak-proof joints. Before beginning any solvent weld application check your local plumbing codes for approvals.

1. Cut pipe to length squarely using a fine-tooth saw or pipe cutter. Allow for makeup dimension (depth of fitting socket).
2. Remove all burrs using sandpaper or a knife.
3. Follow immediately with ABS Cement or All Purpose Cement application. Apply cement liberally on pipe and sparingly on socket.
4. Quickly push the pipe into the socket with a slight twisting motion until it bottoms. Adjust alignment of fitting immediately, before the solvent sets up.

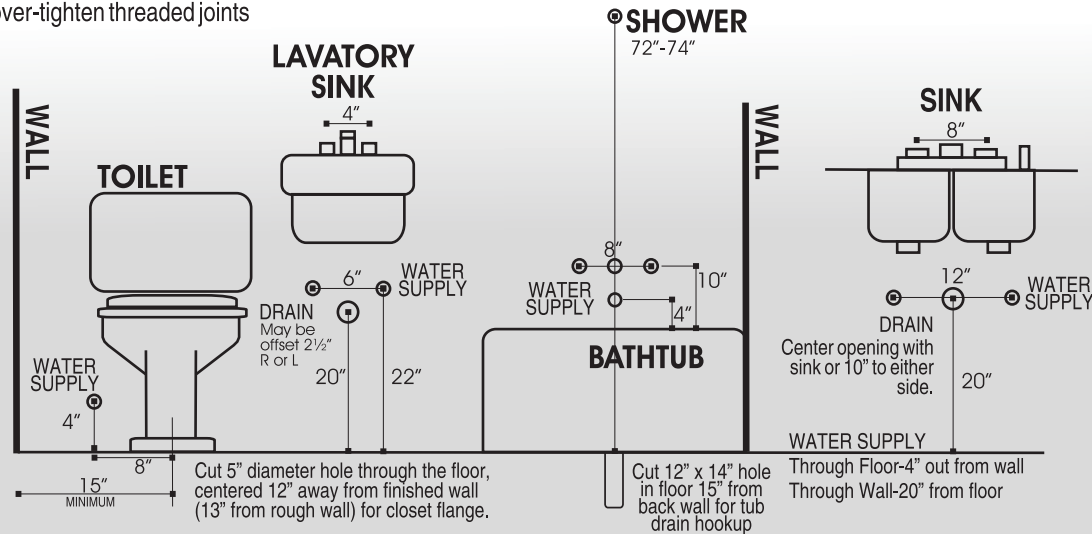
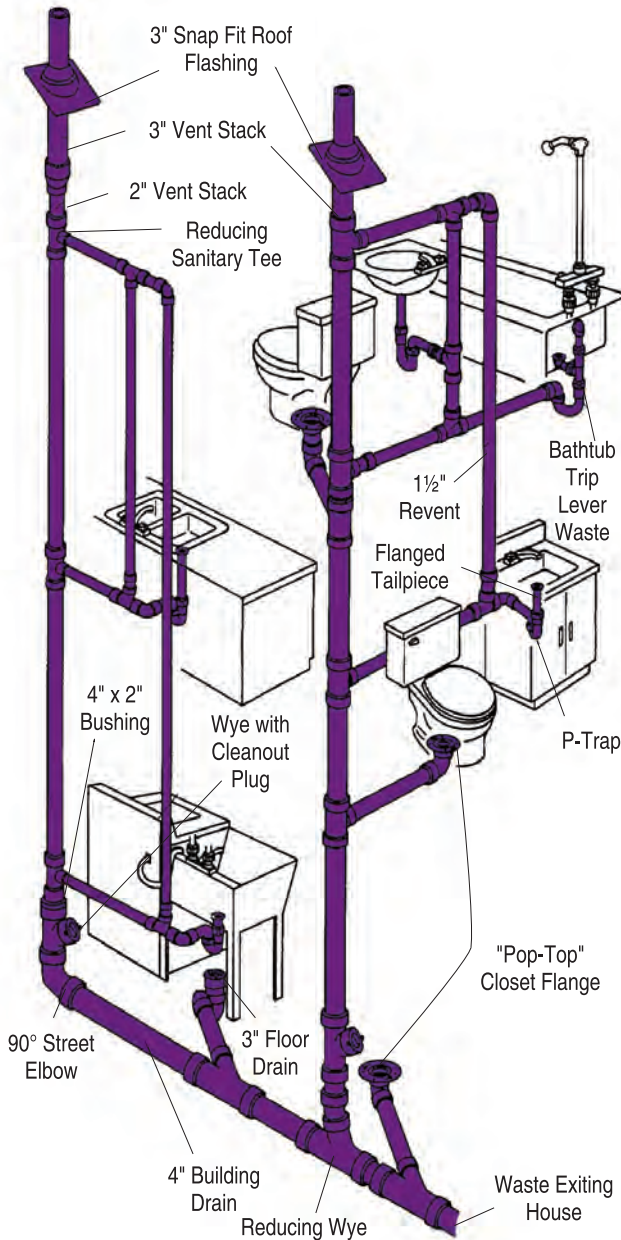
Joining ABS to Other Plumbing Materials

Use a transition adapter to adapt ABS to other sewer materials. Join ABS to PVC-DWV fittings with solvent weld application. Join ABS to Cast Iron with transition fittings and seal with oakum and poured lead or lead substitute. Note: Do not mix ABS and PVC pipe and fittings throughout a DWV system.

Threaded Connections

When installing ABS molded threaded adapters, seal all threads with listed thread tape or thread lubricant. Turn threads by hand as tight as possible, then continue with one more full turn with a strap wrench.

- Never thread ABS pipe or fittings
- Never use pipe dope on ABS threads
- Do not over-tighten threaded joints



800.521.7488

You Can Plumb-It-Yourself